



**MICRO**  
INNOVATIONS™

## Quick Installation Guide

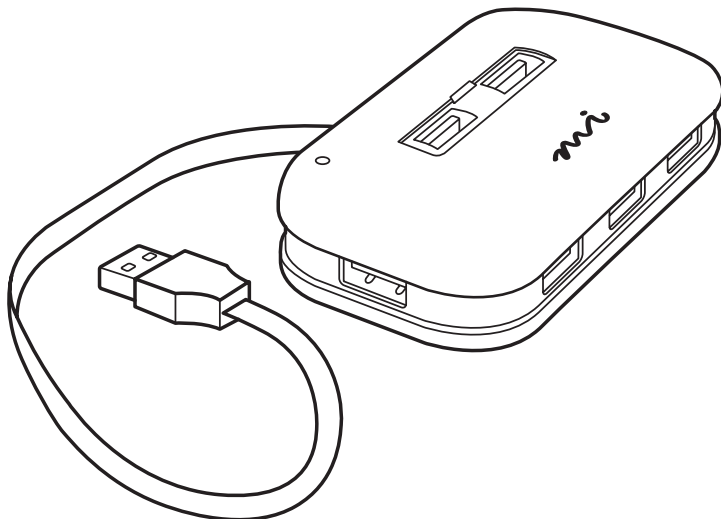
### 7-Port USB Hub (USB710P)

We supply (package contents):

- USB hub
- Quick installation guide
- Warranty

You supply (requirements):

- A computer with a USB port
- Windows® 2000, XP, or Vista™
- Mac® OS X v10.1 or higher



**For assistance, visit [www.microinv.com](http://www.microinv.com) or call toll free: 1-877-550-5534  
Technical support hours: Monday - Friday 8:30am to 7:00pm EST.**

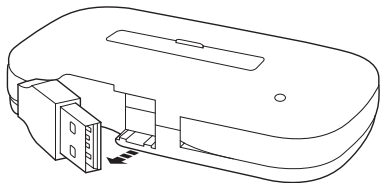
The Windows® name and logo are registered trademarks of Microsoft Corporation.  
All brand and product names are trademarks or registered trademarks of their respective companies.



MICRO  
INNOVATIONS™

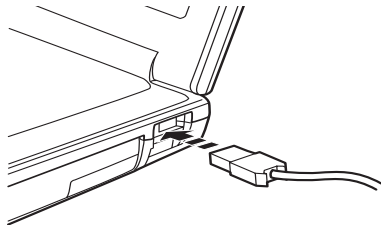
## Quick Installation Guide

1



Release the USB connector.

2

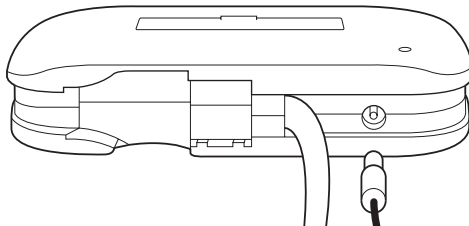





Connect the hub to an available USB port on your computer.

3

The hub is ready for connection to other USB devices.

### Note:



A separate AC power adapter (not included) may be needed for devices requiring additional power such as printers, digital cameras, and scanners. Use an adapter with **Output: 5V DC** and these symbols:    There is a dedicated port on the hub for the power supply.

For assistance, visit [www.microinv.com](http://www.microinv.com) or call toll free: 1-877-550-5534  
Technical support hours: Monday - Friday 8:30am to 7:00pm EST.